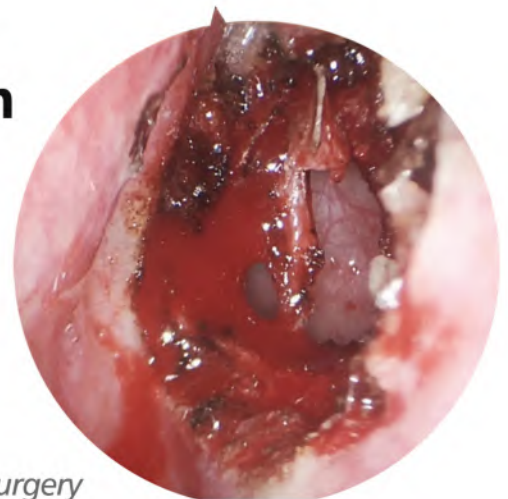




Hotry **4K** Ultimate Neuro Endoscopic Host

**Exceed the standard 4k screen,
shocking delicate surgery screen**

- ☑ 3840*2160 definition, the acme of output
- ☑ REC2020 Color gamut, High color reproduction
- ☑ HOTRY Scan Technology, easily distinguish blood vessels and small tissues in the blood
- ☑ HOTRY Dark area improve function, No blind spots during surgery
- ☑ Meet the needs of any neurosurgery operation and enter the era of 4K surgery complete





Neurosurgery global industry benchmark 4K endoscope

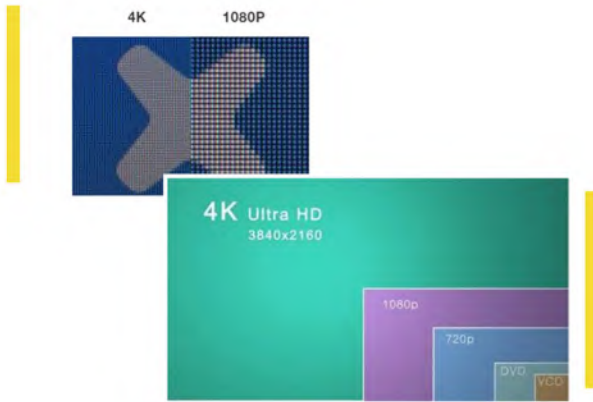
Meet the demanding needs of all neurosurgery operations

Give the new surgical experience with the finest texture and 2020 REC super color gamut

4 times sharper upgrade

One 4k picture can be cut out 4 high definition 1080P pictures

Under the same area, 4K shadow density is much higher than HD

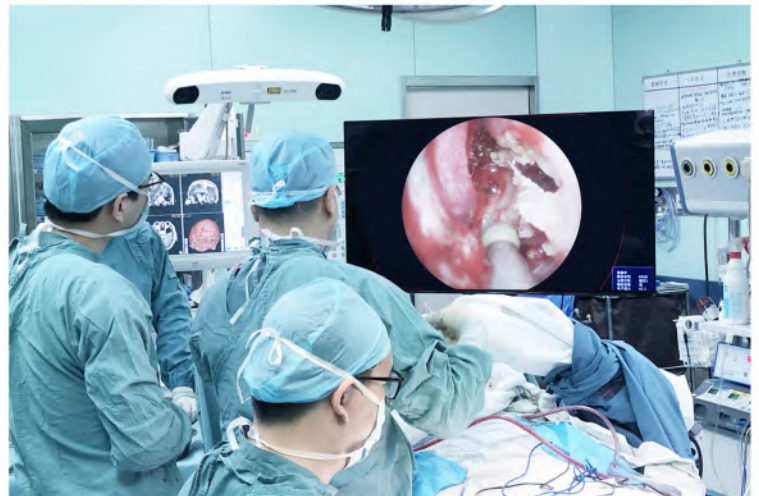
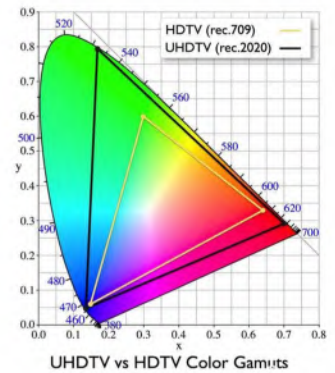


Restore true color gamut

Raise the color gamut of REC709 to REC2020
And compare the overall REC and color contrast
Parameter coding according to Shenwai&ENT clinical environment

2020 color gamut

- ✓ REC 2020 super color gamut color reproduction
- ✓ Restore true color recognition in complex environments
- ✓ Hotry Scan technology: easy identification of blood, blood vessels and tumor boundaries



HOTRY helps you quickly enter the era of true 4K surgery



Ultra HD neuroendoscopy

*Ultra-high-definition lens body, clear surgical field
Advanced coating process blessing reduces intraoperative fogging,
high brightness and strong transparency
Ultra-high color reproduction, lifelike images without distortion*

0° 4mm*175mm
30° 4mm*175mm

